

**Universus Photo Imagings Limited**

(Formerly known as JINDAL PHOTO IMAGING LIMITED)

CIN: L22222UP2011PLC103611

Registered Office : 19<sup>th</sup> K.M., Hapur-Bulandshahr Road P.O. Gulaathi, Distt. Bulandshahr, Uttar Pradesh - 203408Corporate Office : Plot No. 12, Sector B-1, Local Shopping Complex, Vasant Kunj, New Delhi - 110 070, Phone: (011) 40322100, Fax : (011) 40322129  
Email: cs\_uphoto@universusphotoimaging.com, Website: www.universusphotoimaging.com**Public Notice for registration of mail to receive the notices of General Meeting/Postal Ballot.**This is to inform that in view of the outbreak of Covid-19 pandemic, Ministry of Corporate  
Date: 5<sup>th</sup> February, 2021**JINDAL POLY INVESTMENT AND FINANCE COMPANY LTD.**

CIN: L65923UP2012PLC051433

Regd. Office : 19<sup>th</sup> K.M., Hapur - Bulandshahr Road, P.O. Gulaathi, Distt. Bulandshahr - 203408 (U.P.)  
Head Office: Plot No. 12, Local Shopping Complex, Sector-B 1, Vasant Kunj, New Delhi-110070

Phone : 011-26139256; 40322100

Website : www.jpifcl.com; E-mail: cs\_jpifcl@jindalgroup.com

**Public Notice for registration of mail to receive the notices of General Meeting/Postal Ballot**

This is to inform that in view of the outbreak of Covid-19 pandemic, Ministry of Corporate

**SUZLON FINANCIAL RESULT Q3 FY21****STATEMENT OF UNAUDITED CONSOLIDATED FINANCIAL RESULTS  
FOR THE QUARTER AND NINE MONTHS ENDED DECEMBER 31, 2020**

(₹ In crores)

Particulars	Quarter ended		Nine months ended	Year ended
	December 31, 2020	December 31, 2019	December 31, 2020	March 31, 2020
	(Unaudited)	(Unaudited)	(Unaudited)	(Audited)
1 Total income from operations	959.52	672.99	2,224.44	3,000.42
2 Profit / (loss) before exceptional items and tax	(110.89)	(739.04)	(642.99)	(2,618.06)
3 Profit / (loss) before tax	(110.89)	(742.06)	163.88	(2,683.95)
4 Net profit / (loss) after tax, and share in profit / (loss) of associate and joint ventures	(118.06)	(742.91)	157.84	(2,691.84)
5 Total comprehensive income / (loss)	(72.96)	(705.11)	266.82	(2,551.15)
6 Paid up equity share capital (Face value of ₹ 2/- each)	1,672.93	1,063.95	1,672.93	1,063.95
7 Earnings / (loss) per equity share (EPS) (*not annualised)				
- Basic (₹)	*(0.14)	*(1.38)	*0.22	(4.97)
- Diluted (₹)	*(0.14)	*(1.38)	*0.19	(4.97)

**STATEMENT OF UNAUDITED STANDALONE FINANCIAL RESULTS  
FOR THE QUARTER AND NINE MONTHS ENDED DECEMBER 31, 2020**

(₹ In crores)

Particulars	Quarter ended		Nine months ended	Year ended
	December 31, 2020	December 31, 2019	December 31, 2020	March 31, 2020
	(Unaudited)	(Unaudited)	(Unaudited)	(Audited)
1 Total income from operations	459.65	93.33	766.11	612.13
2 Profit / (loss) before exceptional items and tax	(229.22)	(710.98)	(983.40)	(2,483.93)
3 Profit / (loss) before tax	(229.22)	(1,045.70)	(176.53)	(3,275.98)
4 Profit / (loss) after tax	(229.22)	(1,045.70)	(176.53)	(3,276.63)
5 Total comprehensive income / (loss)	(231.28)	(1,042.56)	(179.88)	(3,271.52)
6 Paid up equity share capital (Face value of ₹ 2/- each)	1,672.93	1,063.95	1,672.93	1,063.95
7 Earnings / (loss) per equity share (EPS) (*not annualised)				
- Basic (₹)	*(0.28)	*(1.97)	*(0.25)	(6.16)
- Diluted (₹)	*(0.28)	*(1.97)	*(0.25)	(6.16)

**Note:**

- The above results have been reviewed by the Audit Committee and approved by the Board of Directors at its meeting held on February 04, 2021. The statutory auditors of the Company have carried out a limited review of the above results for the quarter and nine months ended December 31, 2020. The above is an extract of the detailed format of financial results for the quarter and nine months ended December 31, 2020, filed with the stock exchanges under Regulation 33 of the SEBI (Listing Obligations and Disclosure Requirements) Regulations, 2015. The full format of the standalone and consolidated financial results for the quarter and nine months ended December 31, 2020 are available on the website of the Company, www.suzlon.com and website of the Stock Exchanges, www.bseindia.com and www.nseindia.com.




Place: Pune

Date : February 04, 2021

**Registered Office:**Suzlon Energy Limited  
[CIN: L40100GJ1995PLC025447]Regd. Office: "Suzlon", 5, Shrimali Society, Near Shri Krishna Complex, Navrangpura, Ahmedabad-380009  
Tel.: +91.79.6604 5000 / +91.79.2640 7141, Fax: +91.79.2656 5540, +91.79.2644 2844

website: www.suzlon.com; email id: investors@suzlon.com

For Suzlon Energy Limited

Tulsi R. Tanti  
Chairman & Managing Director  
DIN No: 00002283**SUZLON**  
POWERING A GREENER TOMORROWMore than 18.8 GW of installations | Footprint across 18 countries | Largest product portfolios | R&D across Netherlands, India, Germany and Denmark  
Leading global renewable energy player offering end-to-end solutions. To know more visit us at: www.suzlon.com | Join us on   

Whidpool



## 13 FINANCIAL EXPRESS



## Power Exchange India Limited

Sumer Plaza, Unit No. 901, 9th floor, Marol Maroshi Road,  
Andheri (East), Mumbai-400059, India

Tel: +91 22 4009667/87 Fax: +91 22 4009663/30  
Email: info@pxil.co.in. CIN: U74900MH2008PLC179152

## Trading Month January - 2021

Markets	DAS		INTRADAY		ANYDAY	
Traded	Prices (Rs/KWh)	Volume (MUs)	Prices (Rs/KWh)	Volume (MUs)	Prices (Rs/KWh)	Volume (MUs)
Min	1.51	0.02	2.39	0.36	2.02	11.07
Max	6.71	1.22	6.35	8.31	5.75	33.08
Avg	3.91	0.40	3.84	3.03	3.24	19.12
Total		7.63		33.35		592.75

## BEST AGROLIFE LIMITED

CIN: L74110DL1992PLC116773

Regd Office: S-1A, Ground Floor, Bhagwan Dass Nagar, East Punjabi Bagh,  
New Delhi-110026

Ph: +91 9650507235 | Email: info@bestagrolife.com

Website: www.bestagrolife.com

## NOTICE

Notice is hereby given that a meeting of the Board of Directors of the Company is scheduled to be held on Thursday, 11th February, 2021 at 03:00 p.m. to consider and take on record, inter-alia Un-audited Financial Results for the quarter and nine-month ended 31st December, 2020.

The Board Meeting notice can be accessed at Company's website [www.bestagrolife.com](http://www.bestagrolife.com) under Investor Zone Tab - Corporate Announcements head and at website of BSE viz. [www.bseindia.com](http://www.bseindia.com).

For Best Agrolife Limited  
Sd/-

Astha Wahi

Company Secretary and Compliance Officer

Date : 05/02/2021

Place : New Delhi

Regd.

Contact

Notice  
Required  
Committee  
Thursday  
on record  
Limited  
months  
Information  
and on the

Place: M  
Dated: F

## SUZLON FINANCIAL RESULT Q3 FY21

STATEMENT OF UNAUDITED CONSOLIDATED FINANCIAL RESULTS  
FOR THE QUARTER AND NINE MONTHS ENDED DECEMBER 31, 2020

(₹ In crores)

Particulars	Quarter ended		Nine months ended	Year ended
	December 31, 2020	December 31, 2019	December 31, 2020	March 31, 2020
	(Unaudited)	(Unaudited)	(Unaudited)	(Audited)
1 Total income from operations	959.52	672.99	2,224.44	3,000.42
2 Profit / (loss) before exceptional items and tax	(110.89)	(739.04)	(642.99)	(2,618.06)
3 Profit / (loss) before tax	(110.89)	(742.06)	163.88	(2,683.95)
4 Net profit / (loss) after tax, and share in profit / (loss) of associate and joint ventures	(118.06)	(742.91)	157.84	(2,691.84)
5 Total comprehensive income / (loss)	(72.96)	(705.11)	266.82	(2,551.15)
6 Paid up equity share capital (Face value of ₹ 2/- each)	1,672.93	1,063.95	1,672.93	1,063.95
7 Earnings / (loss) per equity share (EPS) (*not annualised)				
- Basic (₹)	*(0.14)	*(1.38)	*0.22	(4.97)
- Diluted (₹)	*(0.14)	*(1.38)	*0.19	(4.97)

STATEMENT OF UNAUDITED STANDALONE FINANCIAL RESULTS  
FOR THE QUARTER AND NINE MONTHS ENDED DECEMBER 31, 2020

(₹ In crores)

Particulars	Quarter ended		Nine months ended	Year ended
	December 31, 2020	December 31, 2019	December 31, 2020	March 31, 2020
	(Unaudited)	(Unaudited)	(Unaudited)	(Audited)
1 Total income from operations	459.65	93.33	766.11	612.13
2 Profit / (loss) before exceptional items and tax	(229.22)	(710.98)	(983.40)	(2,483.93)
3 Profit / (loss) before tax	(229.22)	(1,045.70)	(176.53)	(3,275.98)
4 Profit / (loss) after tax	(229.22)	(1,045.70)	(176.53)	(3,276.63)
5 Total comprehensive income / (loss)	(231.28)	(1,042.56)	(179.88)	(3,271.52)
6 Paid up equity share capital (Face value of ₹ 2/- each)	1,672.93	1,063.95	1,672.93	1,063.95
7 Earnings / (loss) per equity share (EPS) (*not annualised)				
- Basic (₹)	*(0.28)	*(1.97)	*(0.25)	(6.16)
- Diluted (₹)	*(0.28)	*(1.97)	*(0.25)	(6.16)

## Note:

The above results have been reviewed by the Audit Committee and approved by the Board of Directors at its meeting held on February 04, 2021. The statutory auditors of the Company have carried out a limited review of the above results for the quarter and nine months ended December 31, 2020.

The above is an extract of the detailed format of financial results for the quarter and nine months ended December 31, 2020, filed with the stock exchanges under Regulation 33 of the SEBI (Listing Obligations and Disclosure Requirements) Regulations, 2015. The full format of the standalone and consolidated financial results for the quarter and nine months ended December 31, 2020 are available on the website of the Company, [www.suzlon.com](http://www.suzlon.com) and website of the Stock Exchanges, [www.bseindia.com](http://www.bseindia.com) and [www.nseindia.com](http://www.nseindia.com).

For Suzlon Energy Limited

Tulsi R. Tanti  
Chairman & Managing Director  
DIN No: 00002283

Place: Pune

Date : February 04, 2021

## Registered Office:

Suzlon Energy Limited  
[CIN: L40100GJ1995PLC025447]

Regd. Office: "Suzlon", 5, Shrimall Society, Near Shri Krishna Complex, Navrangpura, Ahmedabad-380009

Tel.: +91.79.6604 5000 / +91.79.2640 7141, Fax: +91.79.2656 5540, +91.79.2644 2844

website: [www.suzlon.com](http://www.suzlon.com); email id: [investors@suzlon.com](mailto:investors@suzlon.com)

**SUZLON**  
POWERING A GREENER TOMORROW

More than 18.8 GW of installations | Footprint across 18 countries | Largest product portfolios | R&D across Netherlands, India, Germany and Denmark  
Leading global renewable energy player offering end-to-end solutions. To know more visit us at: [www.suzlon.com](http://www.suzlon.com) | Join us on