

With SMEs' operational challenges
Priority ought to be given to scaling
up economies with state support as the
gains from such support in generating
employment and overall economic pros-
perity outweigh the economic costs.
entrants to the labour market in FMEs
significant proportion of the 600 million
SMEs will be vital in absorbing a sig-
nificant proportion of the 600 million
SMEs can raise income, living stan-
dards, employment and income, by
living in slums, this is not the case
of exports and hence are critical to the
manufacturing and export competitiveness.

SUZLON FINANCIAL RESULT FY20-21

STATEMENT OF AUDITED CONSOLIDATED FINANCIAL RESULTS FOR THE QUARTER AND YEAR ENDED MARCH 31, 2021

Particulars	Quarter ended		Year ended	
	March 31, 2021	March 31, 2020	March 31, 2021	March 31, 2020
	(refer note 2)	(refer note 2)	(Audited)	(Audited)
1 Total income from operations	1,141.15	658.89	3,365.59	3,000.42
2 Profit/(loss) before exceptional items and tax	(57.50)	(818.01)	(700.49)	(2,618.06)
3 Profit/(loss) before tax	(58.91)	(828.78)	104.97	(2,683.95)
4 Net profit/(loss) after tax, and share in profit/(loss) of associate and joint ventures	(54.25)	(834.22)	103.59	(2,691.84)
5 Total comprehensive income/(loss)	(131.99)	(727.32)	134.83	(2,551.15)
6 Paid up equity share capital (Face value of ₹ 2/- each)	1,701.60	1,063.95	1,701.60	1,063.95
7 Earnings/(loss) per equity share (EPS) (*not annualised)				
- Basic (₹)	*(0.07)	*(1.55)	0.14	(4.97)
- Diluted (₹)	*(0.07)	*(1.55)	0.12	(4.97)

STATEMENT OF AUDITED STANDALONE FINANCIAL RESULTS FOR THE QUARTER AND YEAR ENDED MARCH 31, 2021

Particulars	Quarter ended		Year ended	
	March 31, 2021	March 31, 2020	March 31, 2021	March 31, 2020
	(refer note 2)	(refer note 2)	(Audited)	(Audited)
1 Total income from operations	550.95	61.54	1,317.06	612.13
2 Profit/(loss) before exceptional items and tax	(216.59)	(628.60)	(1,199.99)	(2,483.93)
3 Profit/(loss) before tax	(221.87)	(874.04)	(398.40)	(3,275.98)
4 Net profit/(loss) after tax	(221.87)	(874.69)	(398.40)	(3,276.63)
5 Total comprehensive income/(loss)	(218.63)	(871.61)	(398.51)	(3,271.52)
6 Paid up equity share capital (Face value of ₹ 2/- each)	1,701.60	1,063.95	1,701.60	1,063.95
7 Earnings/(loss) per equity share (EPS) (*not annualised)				
- Basic (₹)	*(0.26)	*(1.64)	(0.53)	(6.16)
- Diluted (₹)	*(0.26)	*(1.64)	(0.53)	(6.16)

Note:

- The above results have been reviewed by the Audit Committee and approved by the Board of Directors at its meeting held on June 29, 2021. The statutory auditors of the Company have carried out an audit of the above results for the year ended March 31, 2021. The Auditors' conclusion on quarterly financial results and opinion on year to date financial results of the Company (standalone and consolidated) dated June 29, 2021 is unmodified.
 - The financial results for the quarters ended March 31, 2021 and March 31, 2020 respectively are balancing figures between audited results for the full financial year and the published year to date figures upto the third quarter of the respective financial year which are subjected to limited review.
- The above is an extract of the detailed format of financial results for the quarter and year ended March 31, 2021, filed with the stock exchanges under Regulation 33 of the SEBI (Listing Obligations and Disclosure Requirements) Regulations, 2015. The full format of the standalone and consolidated financial results for the quarter and year ended March 31, 2021 are available on the website of the Company, www.suzlon.com and website of the Stock Exchanges, www.bseindia.com and www.nseindia.com.

Place: Pune
Date: June 29, 2021

Registered Office:
Suzlon Energy Limited
[CIN: L40100GJ1995PLC025447]

Regd. Office: "Suzlon", 5, Shrimali Society, Near Shri Krishna Complex, Navrangpura, Ahmedabad-380009
Tel.: +91.79.6604 5000 / +91.79.2640 7141, Fax: +91.79.2656 5540, +91.79.2644 2844
website: www.suzlon.com; email id: investors@suzlon.com

For Suzlon Energy Limited

Tulsi R. Tanti
Chairman & Managing Director
DIN No: 00002283

SUZLON
POWERING A GREENER TOMORROW

More than 18.8 GW of installations | Footprint across 18 countries | Largest product portfolios | R&D across Germany, the Netherlands, Denmark and India
Leading global renewable energy player offering end-to-end solutions. To know more visit us at: www.suzlon.com | Join us on [Facebook](https://www.facebook.com/suzlon) [LinkedIn](https://www.linkedin.com/company/suzlon) [YouTube](https://www.youtube.com/suzlon)

Note:
1) Th
up

7	Earnings Per Share (of Rs. 10/- Each) (for continuing and discontinued operations)				
1.	Basic	(0.13)	(2.72)	(2.93)	(4.70)
2.	Diluted	(0.13)	(2.72)	(2.93)	(4.70)

Note:

- The above results were reviewed by the Audit Committee and taken on record by the Board of Directors at their Meeting held on 30th June, 2021.
- The above is an extract of the detailed format of Quarterly and Year ended Financial Results filed with the Stock Exchange under Regulation 33 of the SEBI (Listing and other Disclosure Requirements) Regulation, 2015. The full format of the Quarterly Financial Results (Consolidated) are available on the Websites on the Bombay Stock Exchange and the Companies website www.aec.com
- Previous period figures have been regrouped where ever necessary.

For AUSTIN ENGINEERING CO. LTD.

SD/-

RAJAN R. BAMBHANIA
Managing Director

Place : Patla, Junagadh
Date : 30th June, 2021

SUZLON FINANCIAL RESULT FY20-21

STATEMENT OF AUDITED CONSOLIDATED FINANCIAL RESULTS FOR THE QUARTER AND YEAR ENDED MARCH 31, 2021

(₹ In crores)

Particulars	Quarter ended		Year ended	
	March 31, 2021	March 31, 2020	March 31, 2021	March 31, 2020
	(refer note 2)	(refer note 2)	(Audited)	(Audited)
1 Total income from operations	1,141.15	658.89	3,365.59	3,000.42
2 Profit/(loss) before exceptional items and tax	(57.50)	(818.01)	(700.49)	(2,618.06)
3 Profit/(loss) before tax	(58.91)	(828.78)	104.97	(2,683.95)
4 Net profit/(loss) after tax, and share in profit/(loss) of associate and joint ventures	(54.25)	(834.22)	103.59	(2,691.84)
5 Total comprehensive income/(loss)	(131.99)	(727.32)	134.83	(2,551.15)
6 Paid up equity share capital (Face value of ₹ 2/- each)	1,701.60	1,063.95	1,701.60	1,063.95
7 Earnings/(loss) per equity share (EPS) (*not annualised)				
- Basic (₹)	*(0.07)	*(1.55)	0.14	(4.97)
- Diluted (₹)	*(0.07)	*(1.55)	0.12	(4.97)

STATEMENT OF AUDITED STANDALONE FINANCIAL RESULTS FOR THE QUARTER AND YEAR ENDED MARCH 31, 2021

(₹ In crores)

Particulars	Quarter ended		Year ended	
	March 31, 2021	March 31, 2020	March 31, 2021	March 31, 2020
	(refer note 2)	(refer note 2)	(Audited)	(Audited)
1 Total income from operations	550.95	61.54	1,317.06	612.13
2 Profit/(loss) before exceptional items and tax	(216.59)	(628.60)	(1,199.99)	(2,483.93)
3 Profit/(loss) before tax	(221.87)	(874.04)	(398.40)	(3,275.98)
4 Net profit/(loss) after tax	(221.87)	(874.69)	(398.40)	(3,276.63)
5 Total comprehensive income/(loss)	(218.63)	(871.61)	(398.51)	(3,271.52)
6 Paid up equity share capital (Face value of ₹ 2/- each)	1,701.60	1,063.95	1,701.60	1,063.95
7 Earnings/(loss) per equity share (EPS) (*not annualised)				
- Basic (₹)	*(0.26)	*(1.64)	(0.53)	(6.16)
- Diluted (₹)	*(0.26)	*(1.64)	(0.53)	(6.16)

Note:

- The above results have been reviewed by the Audit Committee and approved by the Board of Directors at its meeting held on June 29, 2021. The statutory auditors of the Company have carried out an audit of the above results for the year ended March 31, 2021. The Auditors' conclusion on quarterly financial results and opinion on year to date financial results of the Company (standalone and consolidated) dated June 29, 2021 is unmodified.
 - The financial results for the quarters ended March 31, 2021 and March 31, 2020 respectively are balancing figures between audited results for the full financial year and the published year to date figures upto the third quarter of the respective financial year which are subjected to limited review.
- The above is an extract of the detailed format of financial results for the quarter and year ended March 31, 2021, filed with the stock exchanges under Regulation 33 of the SEBI (Listing Obligations and Disclosure Requirements) Regulations, 2015. The full format of the standalone and consolidated financial results for the quarter and year ended March 31, 2021 are available on the website of the Company, www.suzlon.com and website of the Stock Exchanges, www.bseindia.com and www.nseindia.com.

For Suzlon Energy Limited




Tulsi R. Tanti
Chairman & Managing Director
DIN No: 00002283

Place: Pune
Date: June 29, 2021

Registered Office:
Suzlon Energy Limited
[CIN: L40100GJ1995PLC025447]

Regd. Office: "Suzlon", 5, Shrimali Society, Near Shri Krishna Complex, Navrangpura, Ahmedabad-380009
Tel.: +91.79.6604 5000 / +91.79.2640 7141, Fax: +91.79.2656 5540, +91.79.2644 2844
website: www.suzlon.com; email id: investors@suzlon.com

SUZLON
POWERING A GREENER TOMORROW

More than 18.8 GW of installations | Footprint across 18 countries | Largest product portfolios | R&D across Germany, the Netherlands, Denmark and India
Leading global renewable energy player offering end-to-end solutions. To know more visit us at: www.suzlon.com | Join us on   

Financial Express - Gujarati
11/07/2021